

very small, about 16 Inches in Length, and the same in Diameter. The Eyes are also small, about the Bigness of a Sixpence. On the upper part of the Head, is a Hole about three Inches in Diameter, out of which probably he spouts Water, like the Whales. On each Side of the Neck are placed two black Finns, one above another, and at a small Distance from one another. They are half an Inch in Thickness, of one Hand's Breadth, and two Feet in Length, round on the Fore-part all fleshy, and of a Liver-colour.

IV. *Insectum Aquaticum, antea non descriptum, cujus Iconem & Descriptionem ad Illustr. D^m Hans Sloane, R. S. Præs. misit Dom. Jacobus Theodor. Klein, Reipubl. Gedan. à Secret. & R. S. Lond. S.*

INSECTUM aquaticum, cujus iconem trado, Uderwangæ in Borussia Orientali inter astacos lacustres repertum, hominibusque astacos venantibus plane ignotum, amicus singularis D. B. tum temporis Uderwangæ commorans, pro museo meo conservatum, redux mihi tradidit.

Ob magnum numerum pedum, & mira facilitate mobilium, *Scolopendram Aquaticam Scutatam* pari, si non meliori, jure, quo Aldrovandus piscem quendam cetaceum, *Scolopendram Cetaceam* (de Cætis pag. 721.) insignivit, appellare liceat.

Vide

Vide T A B. I. F I G. II. A.

Exhibet Insectum, a parte superiori, Scuto tectum, hoc ad formam Testudinum accedit, nisi, quod in medio dorso longitudinaliter nonnihil gibbosum, & versus extremitatem Corporis sectura triangulari, leviter denticulata, hiatus patiatur; integrum est, & ejusdem fere Substantiæ, dilutioris tamen coloris, ac sunt vaginæ alarum Scarabæi Gœdarti, a frumenti verme oriundi, vel illius, qui nobis audit Scarabæus rosarum. Oculi per Scutum transeunt, nonnihil eminentes.

F I G. II. B.

Insectum a parte inversa delineatum; ubi simul apparet ingens Copia crurum: Horum quodlibet sub tibiis, si his locum assignare licet, sacculo quodam (vid. Fig. D.) donatum, in pedes, vel, si mavis, digitos ternos exiens. Anteriora duo hoc singulare habent, quod ipsis pedes vel digiti terni sint longiores præ reliquis, etsi inter seipsos mensura differant. Omnes digiti majorum minorumque pedum ex similibus articulationibus constant, qualibus gaudent setæ caudæ hujus Scolopendræ bifidæ, vel aliorum insectorum antennæ. Non longe aberrabo existimaturus, insectum hoc anteriorum amborum pedum digitis longioribus ante, setis vero caudæ suæ bifidæ pone, pro antennis uti, quibus mediantibus persequentes vestigia sua, vel in cryptis offendentes hostes suos tempestive explorat; nisi duo illa cornicula curta, quæ in figura ad illum locum, ubi jure merito caput quæritur, extant, pro antennis habere velis.

FIG. II. C.

Corpus, sub Scuto, nudum & detectum, a dorso inspiciendum, cujus gratia Scutum longitudinaliter & circumspicte divisum, utpote, quod, quoad partem explicatam, dorso continuum non est. In inferioris partis Scuti cuticulâ tenui, & quidem ad ambo latera, aperturæ velut acu pictæ (vid. Fig.) observantur. An per has aperturas aquam in Cavitatem, quæ est Scutum non-nihil gibbum inter & cuticulam, attrahat, & rursus emittat, vel cuticulam aere repleat, & vacuatam habeat, pro ratione, qua vel fundum petere, vel ex aquis surgere vult, certo affirmare non possum. Infectiones circiter triginta, crura vero difficulter numerare licet, quoniam unicum hoc Exemplum libentius conservare, quam destruere volui. In extrema corporis parte, quæ Scutum separat, annuli infectionum spinulis, & quidem eodem ordine, obsiti sunt, quo delineati apparent (vid. Fig. A & C).

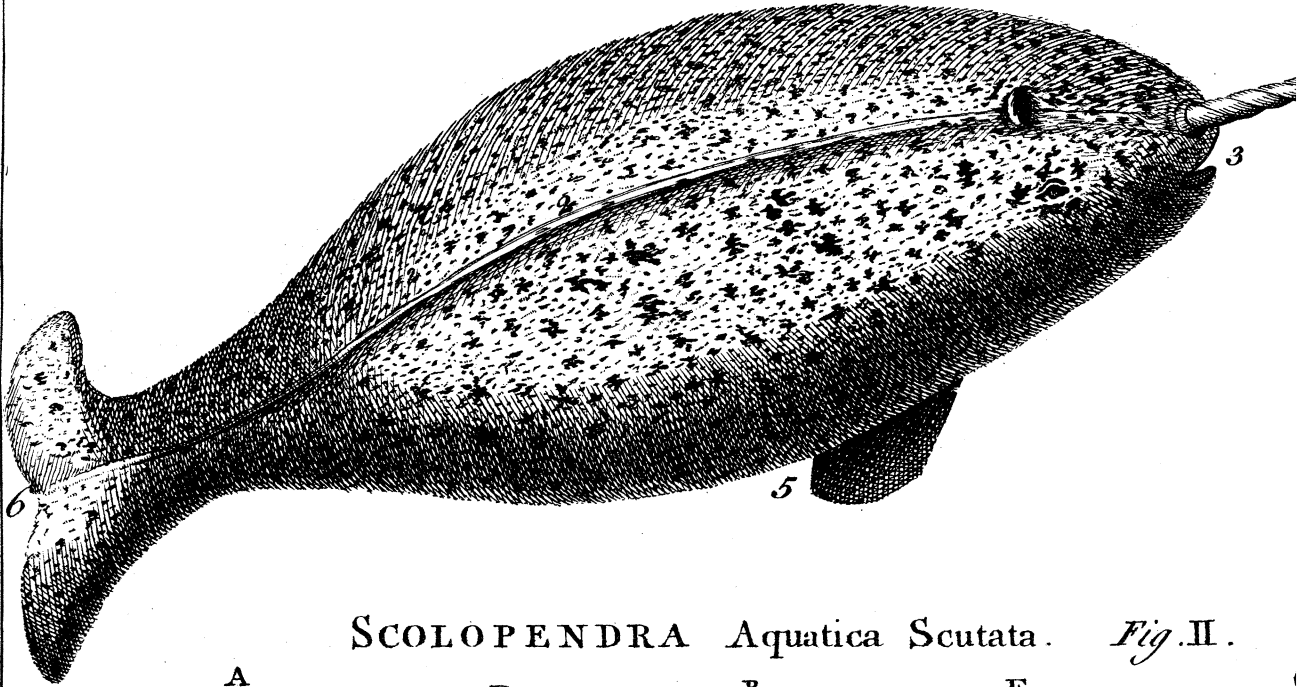
FIG. II. D.

Crurum alterum cum sacculo, ex illis, quæ anterioribus sunt proximiora; simile crus alio in Situ explicatum, vid. Fig. B.

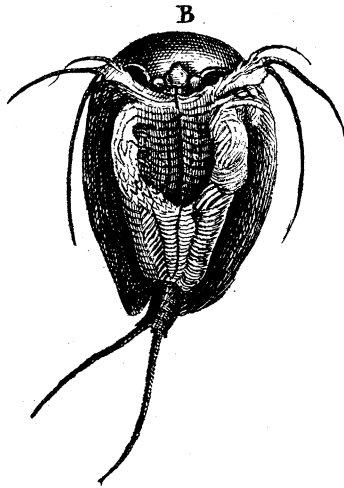
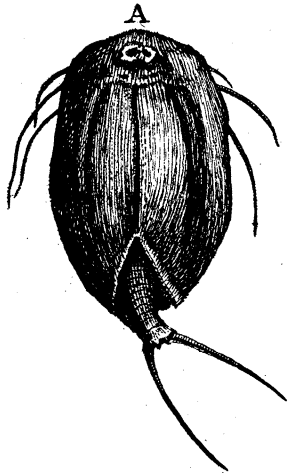
Quamdiu hoc insectum vitam egit, tamdiu pedes continuo & singulari facilitate movit, extremam corporis partem simul quasi in vaginam contrahens, rursusque promittens.

Nullum apud auctores hujusmodi insecti vestigium reperire potui. Hinc est, quod & figuram & aliqualem descriptionem cum curiosis communicare voluerim, nescius an mihi vel aliis alterum exemplum aliquando obvium se dabit. Tantum.


NARHUAL . *Fig. I.*




SCOLOPENDRA Aquatica Scutata . *Fig. II.*



Philosoph. Transact. N.º 447.




I.



J. Mynde Sc.

NARHUAL . *Fig. I.*



SCOLOPENDRA Aquatica Scutata. *Fig. II.*

